



GCL-P6/60 GCL-P6/60H Polycrystalline Module 270-305W



305W

Maximum Power Output


18.7%

Maximum Module Efficiency


0~+5W

Power Output Guarantee

Cell Type



5BB



MBB



High conversion efficiency due to top quality wafers and advanced cell technology



Selected encapsulating material and stringent production process control ensure the product is highly PID resistant and snail trails free



Sand blowing test, salt mist test and ammonia test passed to endure harsh environments



Optimized system performance due to module level current sorting



Special cell process ensures great performance under low irradiance conditions...



Highly transparent self-cleaning glass brings additional yield and easy maintenance

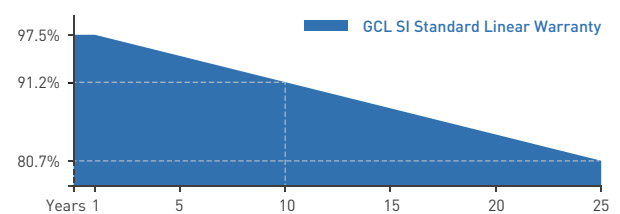
Company Introduction

GCL System Integration Technology Co. Ltd (002506 Shenzhen Stock) (GCL System) is part of GOLDEN CONCORD Group (GCL) which is an international energy company specializing in clean and sustainable power production. The group, founded in 1990 now employs 30,000 people.

GCL Delivers Reliable Performance Over Time

- World-class manufacturer of crystalline silicon photovoltaic modules
- Fully automatic facility and world-class technology
- Rigorous quality control to meet the highest standard: ISO9001:2015, ISO14001: 2015 and OHSAS: 18001 2007
- Tested for harsh environments (salt mist, ammonia corrosion and sand blowing test: IEC 61701, IEC 62716, DIN EN 60068-2- 68)
- Long term reliability tests
- 2*100% EL inspection ensuring defect-free modules

Linear Performance Warranty



10 Years Product Warranty 25 Years Linear Power Warranty

* Please refer to GCL standard warranty for details

Additional Insurance Backed by Swiss RE



* Please refer to GCL for details

GCL-P6/60 GCL-P6/60H

GCL-Jupiter Series Polycrystalline Module

270-305W

Electrical Specification (STC*)

	Pmax(W)	270	275	280	285	290	295	300	305
Maximum Power	Pmax(W)	270	275	280	285	290	295	300	305
Maximum Power Voltage	Vmp(V)	31.20	31.40	31.60	31.80	32.20	32.40	32.60	32.80
Maximum Power Current	Imp(A)	8.65	8.76	8.86	8.96	9.01	9.10	9.20	9.30
Open Circuit Voltage	Voc(V)	38.30	38.50	38.70	38.90	39.70	40.00	40.30	40.60
Short Circuit Current	Isc(A)	9.29	9.38	9.46	9.54	9.69	9.74	9.79	9.84
Module Efficiency	(%)	16.6	16.9	17.2	17.5	17.8	18.1	18.4	18.7
Power Output Tolerance	(W)	0~+5							

* Irradiance 1000W/m², Module Temperature 25°C, Air Mass 1.5

Electrical Specification (NOCT*)

	Pmax (W)	201.02	204.45	207.90	211.39	215.92	219.60	222.57	226.75
Maximum Power	Pmax (W)	201.02	204.45	207.90	211.39	215.92	219.60	222.57	226.75
Maximum Power Voltage	Vmp (V)	28.80	29.00	29.20	29.40	29.70	30.00	30.20	30.60
Maximum Power Current	Imp (A)	6.98	7.05	7.12	7.19	7.27	7.32	7.37	7.41
Open Circuit Voltage	Voc(V)	35.60	35.80	36.00	36.10	36.90	37.20	37.40	37.70
Short Circuit Current	Isc (A)	7.50	7.57	7.64	7.70	7.83	7.87	7.91	7.95

* Irradiance 800W/m², Ambient Temperature 20°C, Wind Speed 1m/s

Mechanical Data

Solar Cell Type	Poly 156.75x156.75mm
Number of Cells	60 Cells (6x10)
Dimensions of Module L*W*H (mm)	1640x992x35mm (64.56 x 39.05 x 1.38 inches)
Weight (kg)	18.1kg
Glass	High transparency solar glass 3.2mm (0.13 inches)
Backsheet	White
Frame	Silver, anodized aluminium alloy
J-Box	IP68 Rated
Cable	4.0mm ² (0.006 inches ²), 1000mm (39.4 inches)
Number of diodes	3
Wind/ Snow Load	2400Pa/5400Pa*
Connector	HT03

* For more details please check the installation manual of GCLSI

Temperature Ratings

Nominal Operating Cell Temperature (NOCT)	45±2°C
Temperature Coefficient of Isc	+0.050%/°C
Temperature Coefficient of Voc	-0.30%/°C
Temperature Coefficient of P _{MAX}	-0.39%/°C

Packaging Configuration

Module per box	30 pieces
Module per 40' container	840 pieces

Maximum Ratings

Operational Temperature	-40~+85°C
Maximum System Voltage	1000V DC
	1500V DC-(H)
Max Series Fuse Rating	15A

Optional

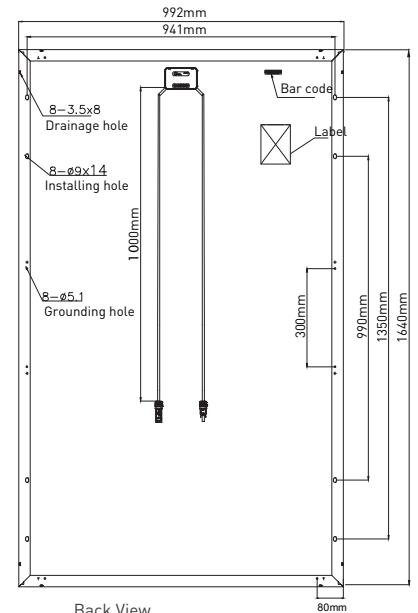
Connector: Original MC4



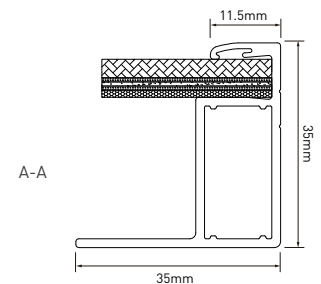
Contact Us for More Information

website: en.gclsi.com email: gclsisales@gclsi.com

Module Dimension

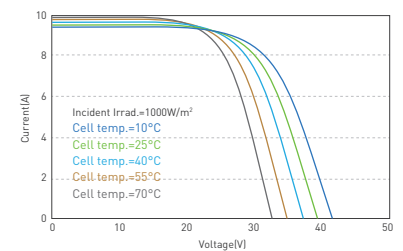


Back View

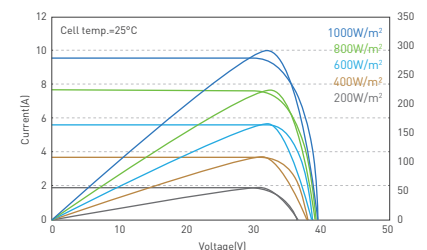


A-A

U-I Curve at Different Temperature (290W)



U-I/P-U Curve at Different Irradiation (290W)



CAUTION: READ INSTALLATION MANUAL BEFORE USING THE PRODUCT